

Clerking for Ribbon Judging



- What is the Judging Process
- What is Clerking and Why is it important.
- How to Clerk



The Judging Process



● The Judges



- AOS judges
- Lay judges
- Organized in Teams

THE JUDGING PROCESS

AOS vs RIBBON JUDGING



- AOS judging is not the same as ribbon judging at a show
- Ribbon judging evaluates only those present at the time of judging – the best of the day
- AOS judging compares plants to others of the same grex previously awarded by the AOS ANYWHERE IN THE WORLD





The Judging Process

- Judging Team

- ❖ Team Captain (usually an AOS judge)

- ❖ Team Judges (lay)

- ❖ Clerking Team

- Head clerk

- Ribbon clerk

- Spotters if possible (usually not for the SOOS show)

Determined beforehand and announced/posted before judging starts

The Judging Process



● Assignment of Classes

SCHEDULE OF CLASSES 2011

EXHIBITS

1. Display of 1–10 flowering orchid plants or cut inflorescences put on by one or more **amateur** growers including Orchid Societies. (Amateur is here defined as a hobbyist who sells less than 200 orchid plants per year.)
2. Display of **more than 10** flowering orchid plants or cut inflorescences put on by one or more **amateur** growers including Orchid Societies.
3. Display of 1–10 flowering orchid plants or cut inflorescences. Open competition.
4. Display of 11–15 flowering orchid plants or cut inflorescences. Open
5. Display of 16–25 flowering orchid plants or cut inflorescences. Open
6. Display of **more than 25** flowering orchid plants or cut inflorescences. Open competition
7. Educational exhibits, not previously exhibited at a SOOS show.

All vendors must enter at least one display in Classes 4–7 as per Rule #18

BEST OF CLASS: Each class 1 through 7

CANADIAN ORCHID CONGRESS MEDAL for the most innovative and artistic display Classes 1-7

CATTLEYA ALLIANCE

10. Epidendrum and Encyclia species
11. Epidendrum and Encyclia Hybrids and intergenerics.
12. Brassavola & Rhyncholaelia species, hybrids and intergenerics other than above but excluding Cattleya
13. Broughtonia species, hybrids and intergenerics other than above
14. Laelia and Sophronitis species, hybrids and intergenerics other than above but excluding Cattleya

BEST OF CLASS: Classes 10 – 14

Judging Process



- Judging forms
 - ❖ Individual Class Sheets
 - ❖ Plant tag
 - ❖ Ribbon tag
 - ❖ Trophy Sheets



The Judging Process

Individual Class Sheet

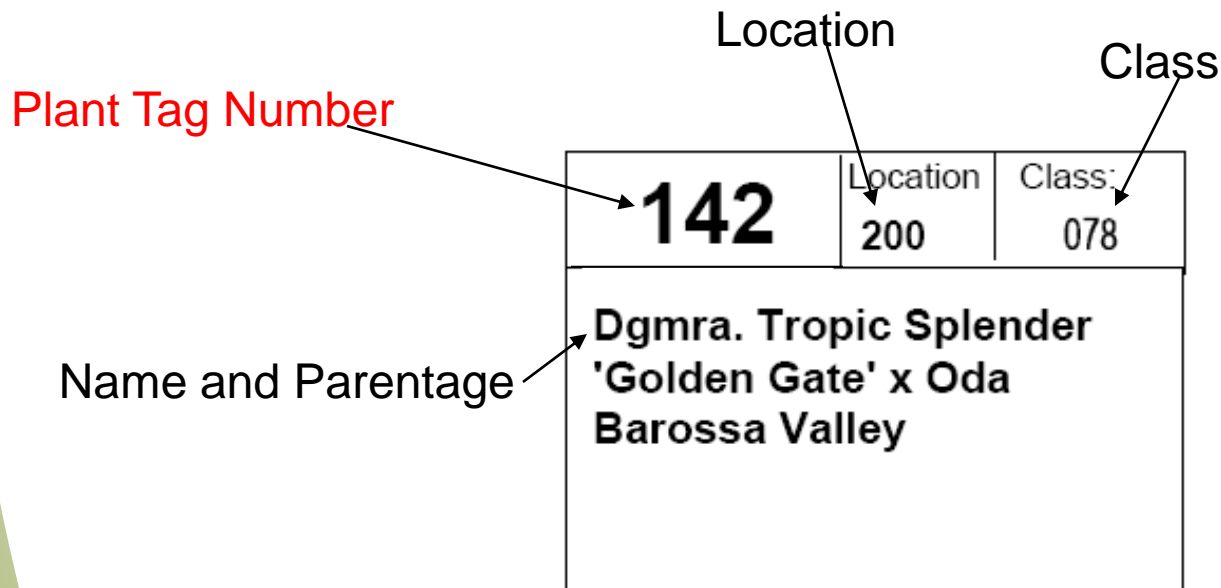


Southern Ontario Orchid Society 2010
Judging Forms

Class Number	043	Number of Plants:	11		
Genera	PHALAEOPSIS ALLIANCE				
Class name	Doritis & Phalaenopsis species				
Location	Plant Tag	Plant Name Parentage	Judges Comments		
110	266	Phal. roethelildiana	1	2	3
110	270	Phal. amboinensis	1	2	3
110	318	Phal. lobbill	1	2	3
140	130	Phal. equestris 'Helen's Choice' AM/AOS	1	2	3
140	282	Phal. parishii var lobbill	1	2	3
150	520	Phal. amabilis	1	2	3
300	767	Phalaenopsis tetraple	1	2	3
320	416	Phalaenopsis amabilis	1	2	3
340	599	Phal. Stuartiana	1	2	3
500	13	Phal parishii	1	2	3
600	49	Phal. amabilis	1	2	3



The Judging Process Plant Tag





The Judging Process Ribbon Tag



Dominion Regalia 1550 O'Connor Drive Toronto, Ontario Tel: 416-752-9987 1-866-423-4086	DATE	<i>Feb 11, 06</i>
	CLASS	<i>011</i>
	WON BY	<i>22002 Ency Propens</i>
	JUDGE	<i>[Signature]</i>

The Judging Process Trophy Sheet



Trophy Worksheet

Southern Ontario Orchid Society 2010

Best of genera allied to Cattleya Classes 10 - 14

Judges Notes:

Yellow copy with official result to be returned to Registrar in exchange for Rosette Ribbon

Result	_____	Name of Plant:	_____
Tag #	_____	Location:	_____
		Head Judge:	_____

Yellow copy with official result to be returned to Registrar in exchange for ribbon



The Process - Ribbons

- Search for plants
- Discuss
- Re-visit plants if necessary
- Judges make a decision
- Clerks record decision and distribute ribbons
- Move on to the next class



The Process - Trophy



- Trophies are for best in a group of classes.
- Discuss the 1st place plants in the class grouping.
- Re-visit them if necessary.
- Decide on a winner.
- Fill out the Trophy Work Sheet.
- Get trophy ribbon from Registrar and have the registrar record the result.
- Put the trophy ribbon on the plant after filling in details

The Judging Process After Ribbons and Trophies




- Best in Show
- AOS Judging
 - ❖ Clerks can transport plants



What is Clerking

- Support for the Judges.
- Creating official Record the results.
- Communicating results to the Registrar.
- Learning, Socializing
- Having fun!



Why Clerking is important



- Limited time. Only 2 hours to judge!
- Keep the judging process moving and minimise interruptions.
- Ensure accuracy of results.

4 Basic tasks of Clerking



1. Listening to the Team Captain
2. Guiding the judging team to the appropriate displays (when spotters are available).
3. Placing the awarded ribbons and trophies
4. Recording the judging results on the official set of entry sheets – these are not white



1. LISTEN

Pay attention to your Team Captain, and remember they are ultimately responsible for organizing the team and materials.

Help pick up and distribute the judging assignment materials including a supply of ribbons. Accept tasks from the members of the clerking team as required for the efficient functioning of the judging team. This is done by the judging team captain in discussion with the team.

Clerking Materials



- 4 sets of Judging sheets – one coloured to signify they are the official record
- Stack of Ribbons
 - ❖ Some Firsts, Seconds and Thirds
 - ❖ You can always go back for more.
- Show Layout Map(s).

2. Guiding the Team



Guiding the judging team to the appropriate displays to view the plants being judged as recorded on the entry sheets.

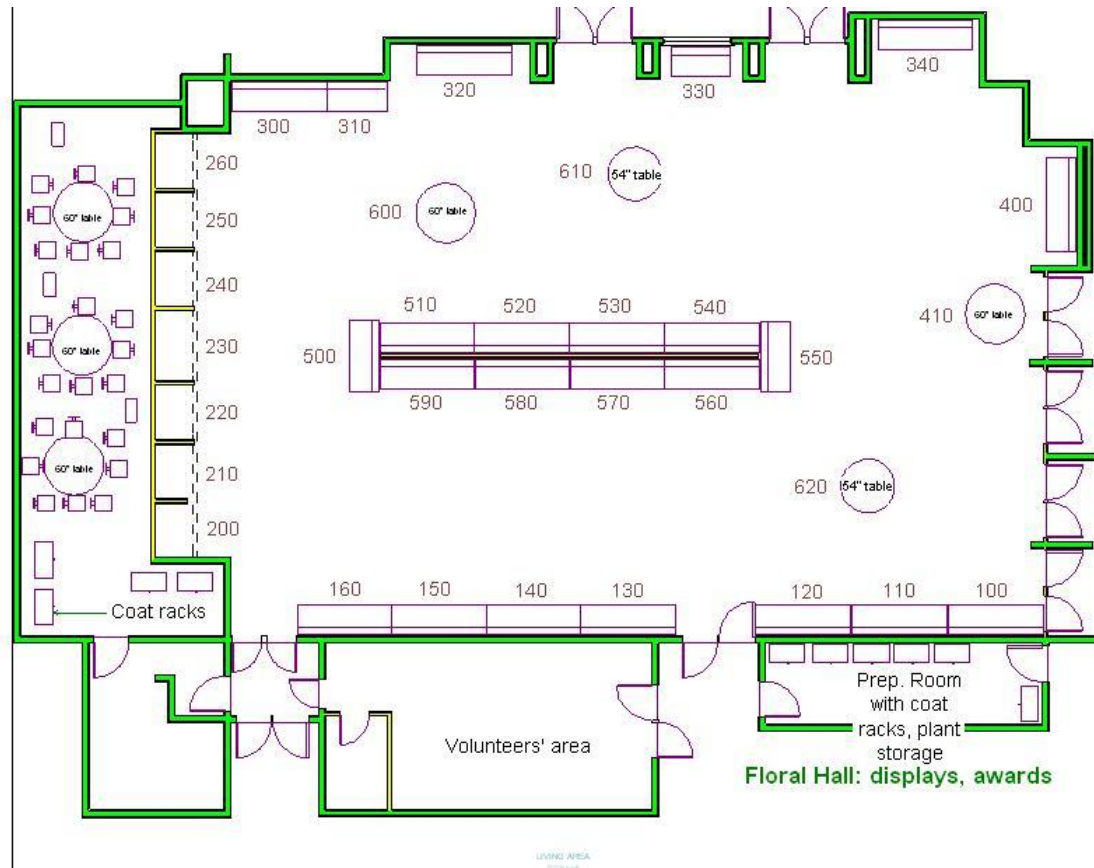
- Layout plan
- Spotters job if available, otherwise the Head Judge if the team.





Finding the display

- Displays are organized by number.



3. Ribbons and Trophies



Recording the judging results on the appropriate ribbons, and placing the awarded ribbons and trophies on the appropriate plants or displays.

- Pay close attention to the judges.
- Accuracy is essential.
- ASK QUESTIONS IF YOU NEED HELP



How to fill out a Ribbon

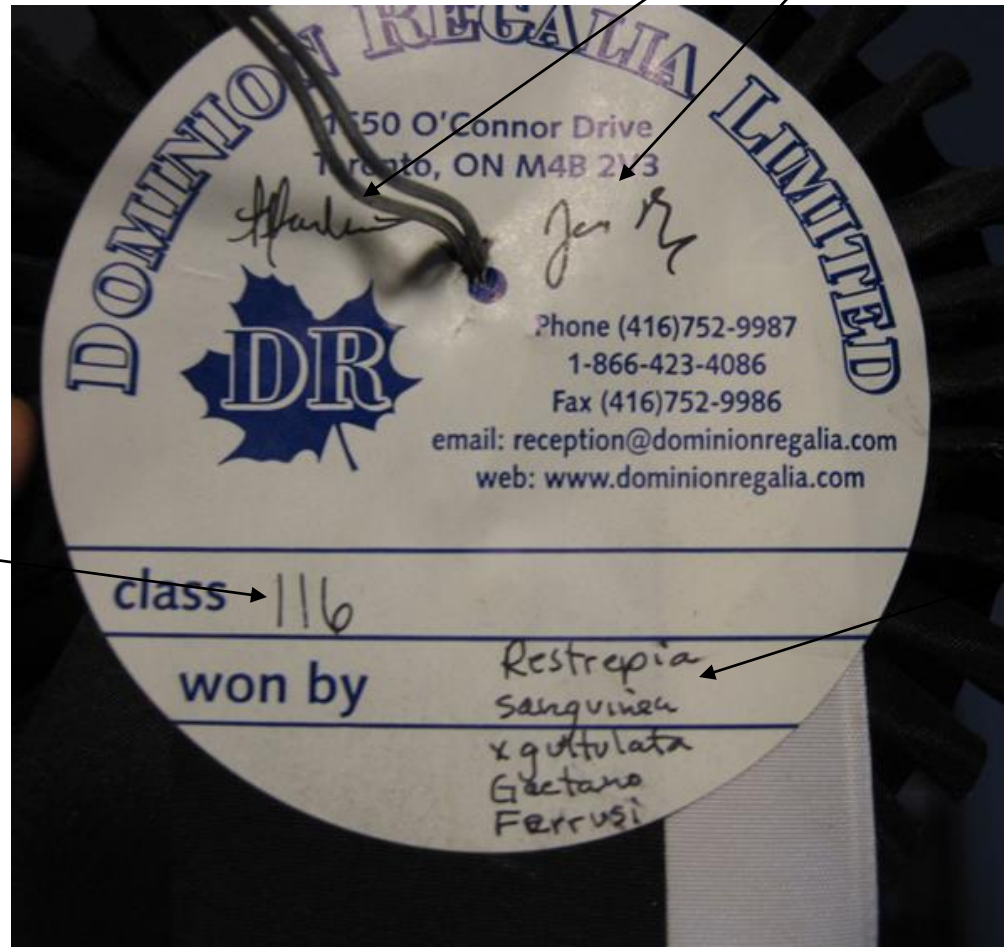
- Class number of the award (name of class not required).
- Tag number of the plant.
- ***NAME OF THE PLANT.***
- Display number for the location of the awarded plant. (not shown below)
- The ribbon tag should be signed by one of the judges on the judging team.

 Dominion Regalia 1550 O'Connor Drive Toronto, Ontario Tel: 416-752-9987 1-866-423-4086	DATE	Feb 11, 06
	CLASS	011
	WON BY	22002 Ency Propens
	JUDGE	<i>[Signature]</i>



A Trophy Ribbon

Judges Signatures



Class or Name of Trophy

Name of Plant or Display Number

4. Recording Results



Recording the judging results on the official set of entry sheets.

- Class forms
- Trophy Forms

Class Form - Ribbons



Return the completed coloured form to the Registrar

Southern Ontario Orchid Society 2010
Judging Forms

Class Number 043		Number of Plants: 11	
Genera PHALAENOPSIS ALLIANCE			
Class name Doritis & Phalaenopsis species			
Location	Plant Tag	Plant Name Parentage	Judges Comments
110	266	Phal. rosthorniiiana	1 2 3
110	270	Phal. amboinensis	1 2 3
110	318	Phal. lobbil	1 2 3
140	130	Phal. equestris 'Helen's Choice' AM/AOS	1 2 3
140	282	Phal. parishii var lobbil	1 2 3
150	520	Phal. amabilis	1 2 3
300	767	Phalaenopsis tetrapic	1 2 3
320	416	Phalaenopsis amabilis	1 2 3
340	599	Phal. Stuartiana	1 2 3
500	13	Phal. parishii	1 2 3
600	49	Phal. amabilis	1 2 3



Trophy Form

Trophy Worksheet

Southern Ontario Orchid Society 2010

Best of genera allied to Cattleya Classes 10 - 14

Judges Notes:

Result

Tag # 153 Name of Plant: ANG. SESQUIPEDALE

Location: 110 Head Judge: SEAN IRESON

Yellow copy with official result to be returned to Registrar in exchange for ribbon

Result

Tag # _____ Name of Plant: _____

Location: _____ Head Judge: _____

Yellow copy with official result to be returned to Registrar in exchange for ribbon



